

Beauti Hair Centre

Order Form

Date _____

P. O. Number _____

Quantity _____

Company Name _____

Regular Order Rush Order

Client's Name _____

Sample Return Yes No








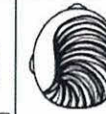
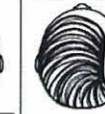
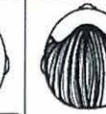

Step 1 Base Material & Base Design

Super Fine Mono Fine Welded Mono Fine Mono Welded Mono Silk Mono German Net
 Base Design No. _____ or Specify _____

Step 2 Type of Hair

Human Hair : Indian Hair Quality Chinese Hair Quality
White Hair : None Yak Hair _____ % Synthetic Hair _____ %

Step 3 Hair Style

										
Left Part	Centre Part	Right Part	Left Crown	Centre Crown	Right Crown	Free Style	Left Comb Over	Right Comb Over	Pompadour	Afro Style

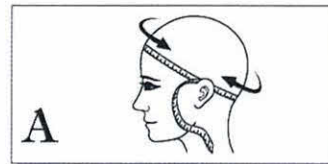
Part / Crown Materials : Same as Base PU Clear PU Coated

Step 4 Hair Density

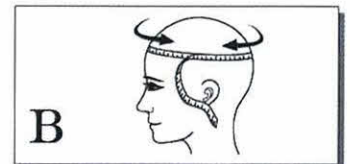
Hair Density	Front	Top	Temple	Sides	Crown	Back
Super Light						
Light						
Medium Light						
Medium						
Medium Heavy						
Heavy						
Super Heavy						
Super Extra Heavy						
Spec. Density						

Step 5 Size Information

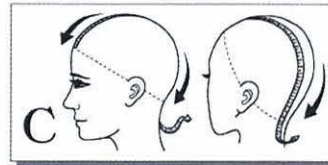
Template Enclosed Plaster Mould Enclosed
 Measurements



Circumference _____



Circumference _____









Front to Back _____



Ear to Ear _____

Step 6 Wave or Curl

		
Body Wave <input type="checkbox"/>	Slight Wave <input type="checkbox"/>	Med Wave <input type="checkbox"/>
		
Tight Wave <input type="checkbox"/>	Med Curl <input type="checkbox"/>	Tight Curl <input type="checkbox"/>

Wave / Curl	Front	Top	Temple	Sides	Crown	Back
Body Wave						
Slight Wave						
Med Wave						
Tight Wave						
Med Curl						
Tight Curl						
Specify						

Beauti Hair Centre

Order Form

Step 7 Hair Length

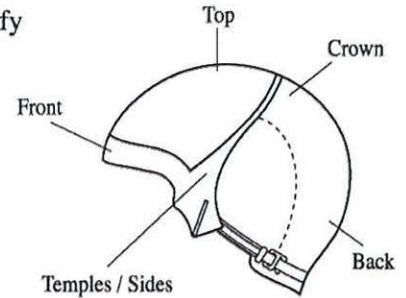
Hair Length	Front	Top	Temple	Sides	Crown	Back
3 - 3½"						
4 - 4½"						
5 - 5½"						
6 - 6½"						
7 - 7½"						
Spec. Length						

Step 8 Patch Material

Patch Material	PU Clear	PU Coated	Ribbon	Spec. Material
Front				
Sides				
Back				

Patch Size	Per Marking	½"	¾"	1"	1¼"	1½"	or Specify
Front							
Sides							
Back							

or Specify



Step 9 Under Ventilation

UNDER VENTILATION

- Front Temple To Temple
 Back Temple To Temple
 None

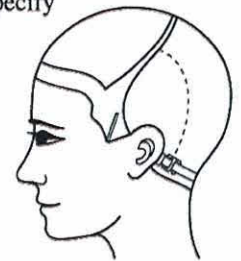
DENSITY

- Light Medium
 Med Light Heavy
 Spec. Density _____

TYPE OF HAIR

- Regular Wavy Hair
 Soft Curl Baby Hair
 Kinky Baby Hair
 Specify _____

or Specify



Step 10 Colour Matching

Main Hair Colour

Colour No. _____
 (As Factory Colour Ring Sample)

or

Tape Client's Hair Sample Here

(4 grams or more)

White Hair Colour

Colour No. _____
 (As Factory Colour Ring Sample)

or

Tape Client's Hair Sample Here

(4 grams or more)

Front	Top	Temple	Sides	Crown	Back
%	%	%	%	%	%

High Light Colour

Colour No. _____
 (As Factory Colour Ring Sample)

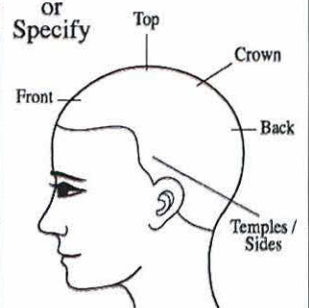
or

Tape Client's Hair Sample Here

(4 grams or more)

Front	Top	Temple	Sides	Crown	Back
%	%	%	%	%	%

or Specify



Special Instructions

Beauti Hair Centre

Order Form

CCF No. _____ (Total _____ pages)

P. O. Number _____

Date _____

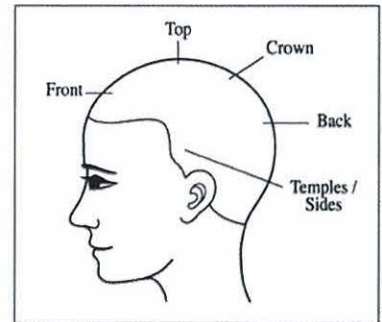
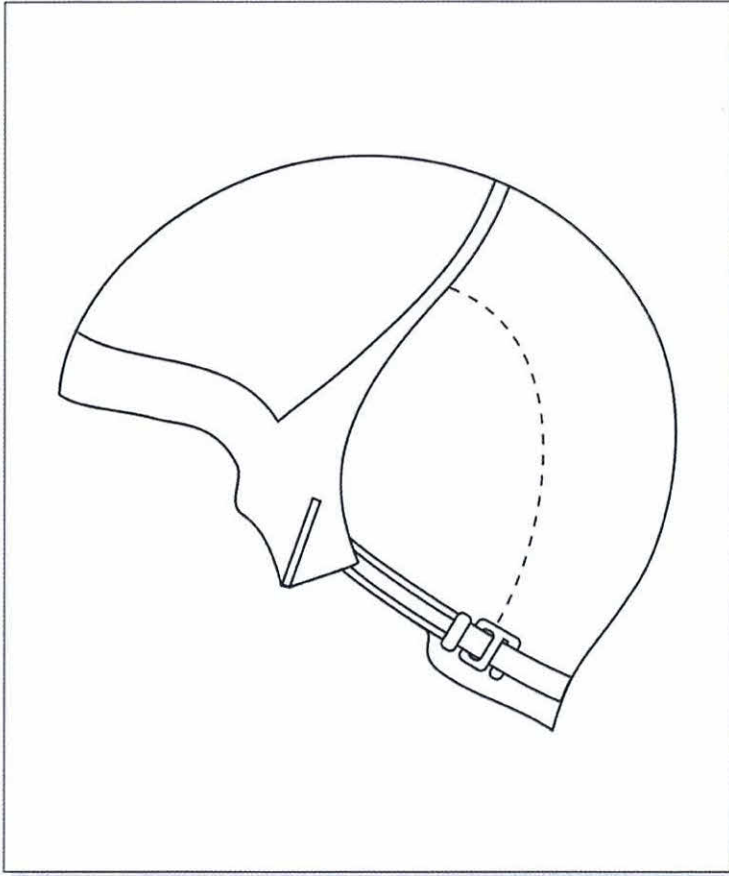
Company Name _____

Quantity _____

Client's Name _____

Regular Order Rush Order

Client's Custom Form



Special Instructions
