

# Beauti Hair Centre

# Order Form

Date \_\_\_\_\_

P. O. Number \_\_\_\_\_

Quantity \_\_\_\_\_

Company Name \_\_\_\_\_

Regular Order  Rush Order

Client's Name \_\_\_\_\_

Sample Return  Yes  No

## Step 1 Base Material & Base Design


Super Fine Mono  Fine Welded Mono  Fine Mono  Welded Mono  Silk Mono  German Net   
 Base Design No. \_\_\_\_\_ or Specify \_\_\_\_\_

## Step 2 Type of Hair

**Human Hair :** Indian Hair Quality  Chinese Hair Quality

**White Hair :** None  Yak Hair \_\_\_\_\_ % Synthetic Hair \_\_\_\_\_ %

## Step 3 Hair Style

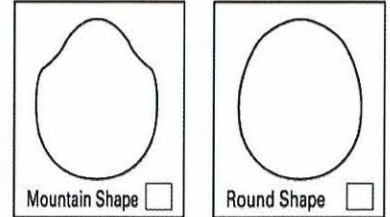


**Part / Crown Materials :** Same as Base  PU Clear  PU Coated

## Step 4 Hair Density

| Hair Density      | Front | Top | Temple | Sides | Crown | Back |
|-------------------|-------|-----|--------|-------|-------|------|
| Super Light       |       |     |        |       |       |      |
| Light             |       |     |        |       |       |      |
| Medium Light      |       |     |        |       |       |      |
| Medium            |       |     |        |       |       |      |
| Medium Heavy      |       |     |        |       |       |      |
| Heavy             |       |     |        |       |       |      |
| Super Heavy       |       |     |        |       |       |      |
| Super Extra Heavy |       |     |        |       |       |      |
| Spec. Density     |       |     |        |       |       |      |

## Step 5 Front Shape

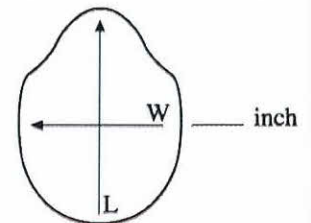


## Step 6 Size Description

Template Enclosed

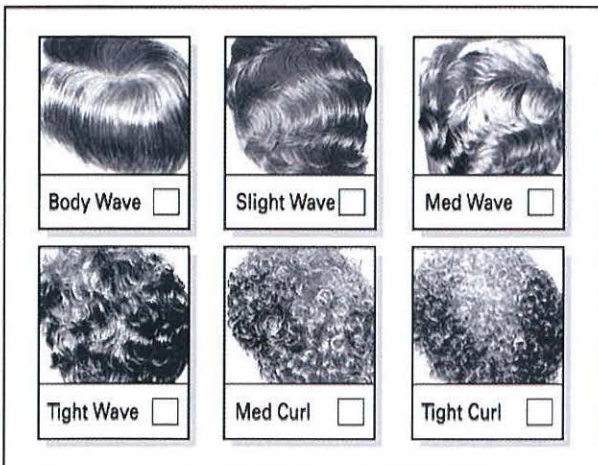
Plaster Mould Enclosed

or Specify



Width \_\_\_\_\_ inch x Length \_\_\_\_\_ inch \_\_\_\_\_ inch

## Step 7 Wave or Curl



| Wave / Curl | Front | Top | Temple | Sides | Crown | Back |
|-------------|-------|-----|--------|-------|-------|------|
| Body Wave   |       |     |        |       |       |      |
| Slight Wave |       |     |        |       |       |      |
| Med Wave    |       |     |        |       |       |      |
| Tight Wave  |       |     |        |       |       |      |
| Med Curl    |       |     |        |       |       |      |
| Tight Curl  |       |     |        |       |       |      |
| Specify     |       |     |        |       |       |      |

### Step 8 Hair Length

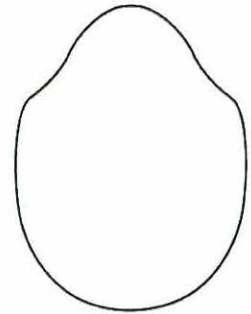
| Hair Length  | Front | Top | Temple | Sides | Crown | Back |
|--------------|-------|-----|--------|-------|-------|------|
| 3 - 3½"      |       |     |        |       |       |      |
| 4 - 4½"      |       |     |        |       |       |      |
| 5 - 5½"      |       |     |        |       |       |      |
| 6 - 6½"      |       |     |        |       |       |      |
| 7 - 7½"      |       |     |        |       |       |      |
| Spec. Length |       |     |        |       |       |      |

### Step 9 Patch Material

| Patch Material | PU Clear | PU Coated | Ribbon | Spec. Material |
|----------------|----------|-----------|--------|----------------|
| Front          |          |           |        |                |
| Sides          |          |           |        |                |
| Back           |          |           |        |                |

| Patch Size | Per Marking | ½" | ¾" | 1" | 1¼" | 1½" | or Specify |
|------------|-------------|----|----|----|-----|-----|------------|
| Front      |             |    |    |    |     |     |            |
| Sides      |             |    |    |    |     |     |            |
| Back       |             |    |    |    |     |     |            |

or Specify



### Step 10 Under Ventilation

#### UNDER VENTILATION

- Front Temple To Temple
- Back Temple To Temple
- None

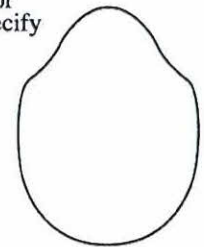
#### DENSITY

- Light  Medium
- Med Light  Heavy
- Spec. Density \_\_\_\_\_

#### TYPE OF HAIR

- Regular Wavy Hair
- Soft Curl Baby Hair
- Kinky Baby Hair
- Specify \_\_\_\_\_

or Specify



### Step 11 Colour Matching

#### Main Hair Colour

Colour No. \_\_\_\_\_  
( As Factory Colour Ring Sample )

or

Tape Client's Hair Sample Here

( 4 grams or more )

#### White Hair Colour

Colour No. \_\_\_\_\_  
( As Factory Colour Ring Sample )

or

Tape Client's Hair Sample Here

( 4 grams or more )

| Front | Top | Temple | Sides | Crown | Back |
|-------|-----|--------|-------|-------|------|
| %     | %   | %      | %     | %     | %    |

#### High Light Colour

Colour No. \_\_\_\_\_  
( As Factory Colour Ring Sample )

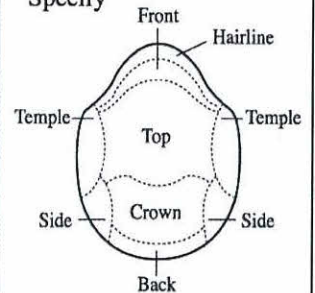
or

Tape Client's Hair Sample Here

( 4 grams or more )

| Front | Top | Temple | Sides | Crown | Back |
|-------|-----|--------|-------|-------|------|
| %     | %   | %      | %     | %     | %    |

or Specify



### Special Instructions

---



---



---



---

# Beauti Hair Centre

# Order Form

CCF No. \_\_\_\_\_ (Total \_\_\_\_\_ pages)

P. O. Number \_\_\_\_\_

Date \_\_\_\_\_

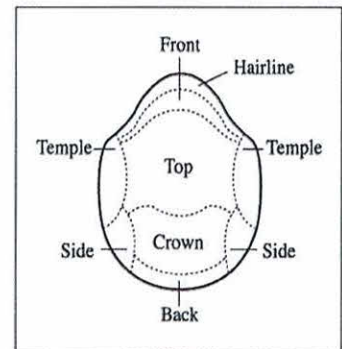
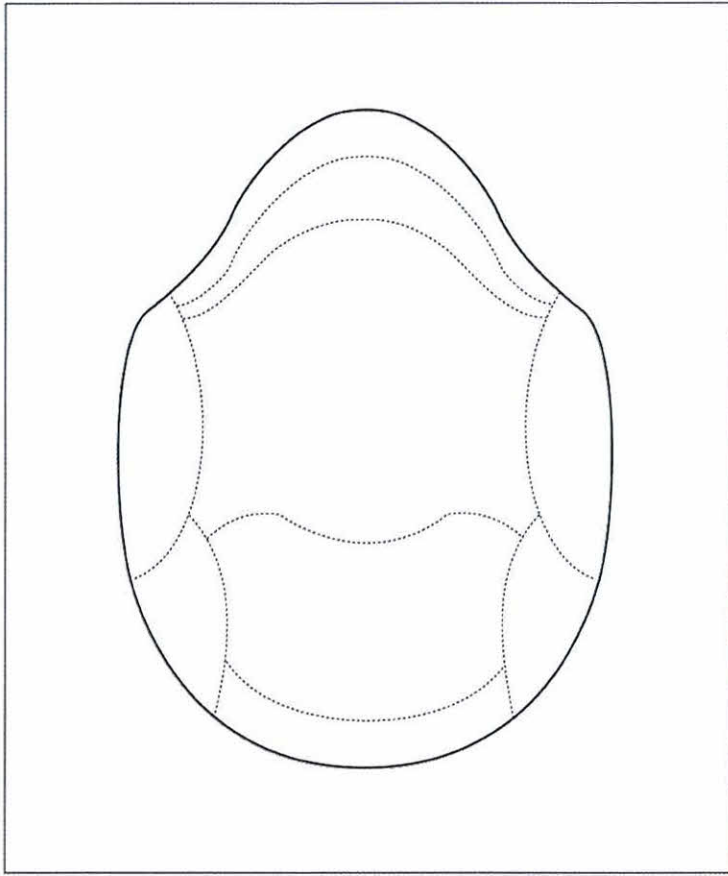
Company Name \_\_\_\_\_

Quantity \_\_\_\_\_

Client's Name \_\_\_\_\_

Regular Order  Rush Order

## Client's Custom Form



### Special Instructions

\_\_\_\_\_

\_\_\_\_\_

\_\_\_\_\_

\_\_\_\_\_

\_\_\_\_\_

\_\_\_\_\_

\_\_\_\_\_

\_\_\_\_\_